

# Computer Rating

Oregon OHSLA — Wed May 17 16:30:52 UTC 2017

Computer Rating	Strength of Schedule	RPI	W-L	Quality Wins	Upsets	Goals						
Conference Standings	Games/Scores	Accuracy	Alpha List	National Computer Rating								
2017	2016	2015	2014	2013	2012	2011	2010	2009	2008	2007	2006	2005

Promoting sportsmanship, all goals beyond a 10 goal margin of victory (TGL) are ignored in the power rating calculation. National ratings relating one state to another are based on interdivision games and an analysis is provided here. See Goals link above for offensive goals, defensive goals and net goals for each team. [Frequently Asked Questions](#). The regular season is 100.0 % completed.

Use the pink tab on your team page to submit schedules and scores.

Rnk	Team	Norm	Reg	Cor	Chp	WL Pct	W	L	T
		PR	In						
1	<a href="#">West Linn</a>	97.81	99.61	0.12	0.00	1.00	18	0	0
2	<a href="#">Jesuit-Portland</a>	97.25	97.84	0.09	0.00	0.95	18	1	0
3	<a href="#">Sunset</a>	96.03	94.50	0.15	0.00	0.90	18	2	0
4	<a href="#">Oregon Episcopal</a>	95.55	93.86	0.15	0.00	0.93	13	1	0
5	<a href="#">Lake Oswego</a>	95.17	94.82	0.04	0.00	0.74	14	5	0
6	<a href="#">Sherwood</a>	94.44	91.63	0.18	0.00	0.88	15	2	0
7	<a href="#">Summit</a>	94.01	90.51	0.08	0.00	0.87	13	2	0
8	<a href="#">Lincoln</a>	93.99	92.99	-0.01	0.00	0.63	12	7	0
9	<a href="#">Grant</a>	93.15	88.29	0.05	0.00	0.73	11	4	0
10	<a href="#">Lakeridge</a>	92.74	91.11	-0.16	0.00	0.45	9	11	0
11	<a href="#">Glencoe</a>	92.39	89.47	-0.02	0.00	0.67	14	7	0
12	<a href="#">Central Catholic</a>	91.03	90.07	-0.07	0.00	0.50	7	7	0
13	<a href="#">Clackamas</a>	90.45	88.37	-0.05	0.00	0.47	9	10	0
14	<a href="#">Tigard</a>	90.26	87.56	-0.03	0.00	0.62	13	8	0
15	<a href="#">Bend</a>	89.67	88.49	-0.08	0.00	0.47	7	8	0
16	<a href="#">West Salem</a>	89.42	84.71	0.04	0.00	0.79	15	4	0
17	<a href="#">Southridge</a>	89.33	85.96	-0.05	0.00	0.61	11	7	0
18	<a href="#">Tualatin</a>	88.89	86.36	-0.07	0.00	0.58	11	8	0
19	<a href="#">Canby</a>	87.88	86.80	-0.14	0.00	0.44	8	10	0
20	<a href="#">Beaverton</a>	87.52	87.14	-0.16	0.00	0.38	6	10	0
21	<a href="#">Hood River</a>	86.50	85.29	-0.15	0.00	0.38	5	8	0
22	<a href="#">Wilson</a>	86.29	84.10	-0.10	0.00	0.47	7	8	0
23	<a href="#">Liberty</a>	86.28	84.71	-0.16	0.00	0.44	7	9	0
24	<a href="#">Sheldon</a>	86.11	82.05	0.04	0.00	0.67	10	5	0
25	<a href="#">Roseburg</a>	85.49	80.33	0.05	0.00	0.71	10	4	0
26	<a href="#">Marist</a>	85.39	81.60	0.00	0.00	0.60	9	6	0
27	<a href="#">Ridgeview</a>	85.37	78.63	0.04	0.00	0.77	10	3	0
28	<a href="#">Mountain View</a>	85.01	81.35	-0.04	0.00	0.50	6	6	0
29	<a href="#">Sprague</a>	84.65	81.39	-0.12	0.00	0.56	9	7	0
30	<a href="#">Churchill</a>	84.40	80.68	-0.05	0.00	0.57	8	6	0
31	<a href="#">Westview</a>	82.50	82.89	-0.33	0.00	0.17	3	15	0
32	<a href="#">Oregon City</a>	82.10	80.71	-0.16	0.00	0.33	5	10	0
33	<a href="#">Newberg</a>	81.02	79.54	-0.22	0.00	0.35	6	11	0
34	<a href="#">Thurston</a>	80.36	78.83	-0.15	0.00	0.38	6	10	0
35	<a href="#">Hermiston</a>	79.86	79.11	-0.23	0.00	0.33	5	10	0
36	<a href="#">Corvallis</a>	79.01	76.43	-0.14	0.00	0.44	7	9	0
37	<a href="#">Wilsonville</a>	77.69	76.96	-0.22	0.00	0.21	3	11	0
38	<a href="#">McNary</a>	77.37	76.03	-0.13	0.00	0.38	6	10	0
39	<a href="#">Aloha</a>	76.76	77.43	-0.37	0.00	0.17	3	15	0
40	<a href="#">La Salle Prep</a>	74.20	74.19	-0.14	0.00	0.27	3	8	0
41	<a href="#">West Albany</a>	74.11	72.63	-0.12	0.00	0.38	6	10	0
42	<a href="#">Century</a>	72.94	72.56	-0.18	0.00	0.33	5	10	0
43	<a href="#">Sisters</a>	69.41	71.40	-0.23	0.00	0.15	2	11	0
44	<a href="#">Cleveland</a>	68.32	69.93	-0.08	0.00	0.20	1	4	0
45	<a href="#">Forest Grove</a>	68.03	70.06	-0.22	0.00	0.10	1	9	0
46	<a href="#">South Salem</a>	65.13	68.09	-0.34	0.00	0.07	1	14	0
47	<a href="#">North Eugene</a>	64.11	67.11	-0.34	0.00	0.07	1	14	0
48	<a href="#">Hillsboro</a>	57.35	59.93	-0.33	0.00	0.00	0	13	0


## OR Columb

Team	Conference				Pct.	Overall			Pct.
	PR	W	L	T		W	L	T	
1 <a href="#">Oregon Episcopal</a>	95.55	6	0	0	1.00	13	1	0	0.93
2 <a href="#">Lincoln</a>	93.99	4	2	0	0.67	12	7	0	0.63
3 <a href="#">Grant</a>	93.15	2	3	0	0.40	11	4	0	0.73
4 <a href="#">Central Catholic</a>	91.03	3	2	0	0.60	7	7	0	0.50

Get your all-access pass  
Download the app and upgrade to premium to unlock access on mobile and desktop.

GET IT ON Google Play | Download on the App Store

ADVERTISEMENT



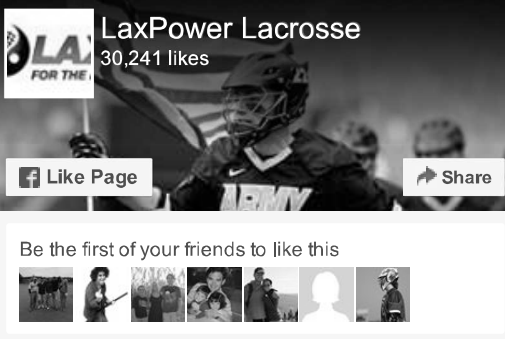
**LISTERINE**  
A DEEPER CLEAN THAN BRUSHING ALONE.

BUY NOW ▶

LaxPower Lacrosse  
30,241 likes

Like Page | Share

Be the first of your friends to like this



THE HOTTEST NEW GEAR OF 2015  
ON SALE NOW !!




WHERE PLAYERS GET THEIR GEAR

ADVERTISEMENT

There's a new way to travel for work.

Learn More



airbnb  
Live There